



TO LET

Brand New Food Grade Warehouse Units in Central London

Phase I

1,000–17,000 sq ft

Available from November 2019

@marketfood
newcoventgardenmarket.com/lettings

A Thriving Food Quarter for London

New Covent Garden Market is London's original and finest wholesale fresh produce market. For more than 400 years, the market has supplied London's leading restaurants and florists with the highest quality fruit, vegetables, flowers and fresh produce from the UK and around the world.

Based in Nine Elms since 1974, the iconic market is undergoing an exciting redevelopment that will transform the site into a thriving, modern food quarter for London, with a world leading wholesale and distribution market operating alongside innovative, next generation food businesses.

Welcome to the new home of fresh!

Exceptional quality, brand new food grade warehouse units are available now in Phase I of the redeveloped market. Get in touch today to arrange a viewing.

All Phase Site Plan Flexible Unit Sizes on Offer




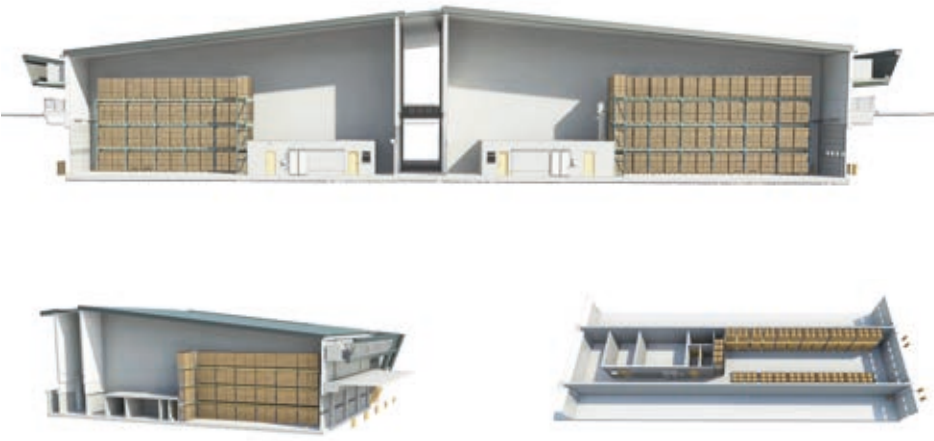

*indicative unit plan

Food Grade Specification

The Fruit & Veg Market is what many people think of as the heart of New Covent Garden Market.

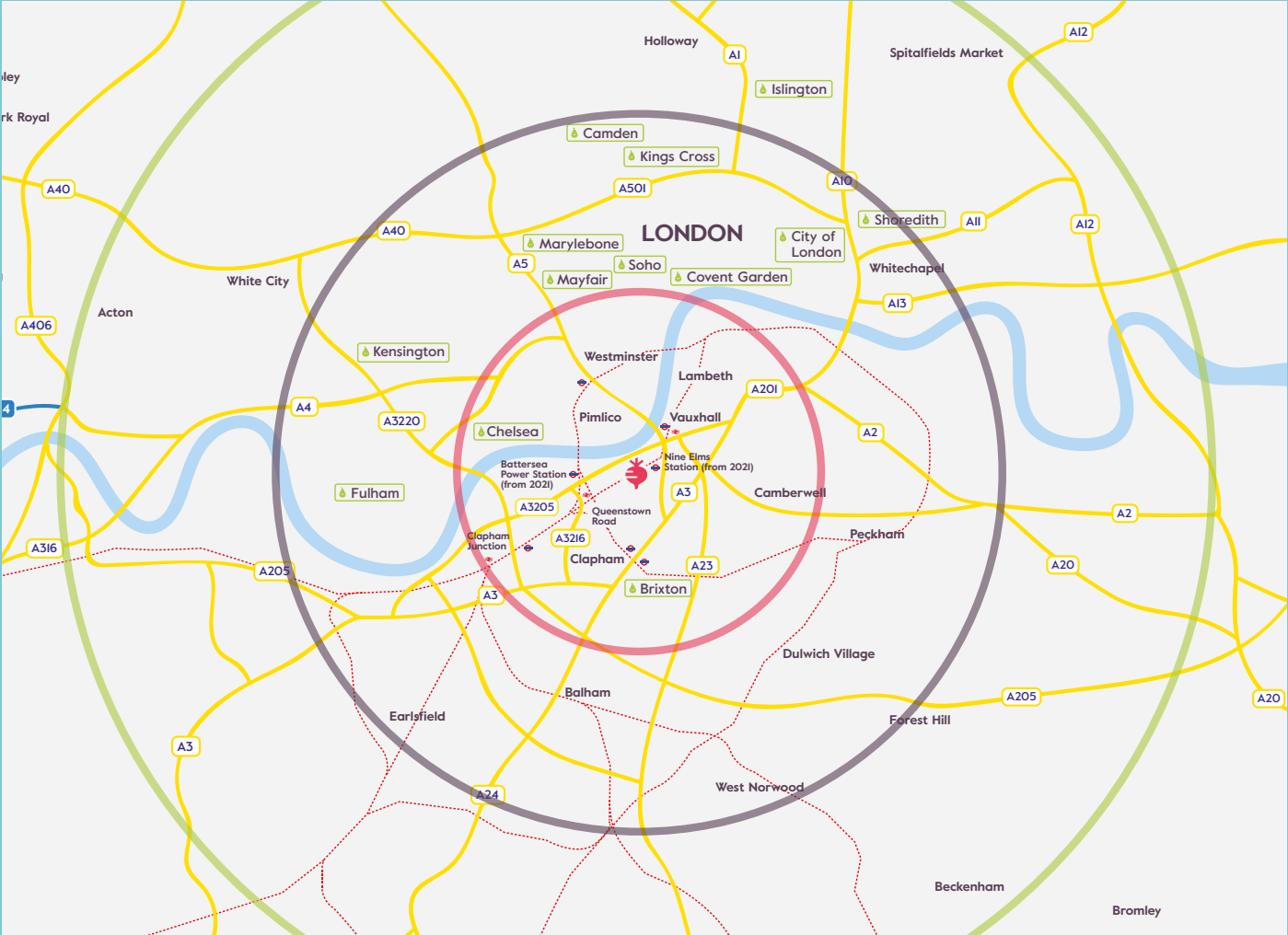
Every food grade unit will have the following as standard:

- Hormann insulated sectional overhead door with integral pass door and glazed panels
- Food grade resin floor
- Kingspan CLEANsafe internal wall linings
- High bay lighting installation to provide 300 lux at floor level
- Internal and external vehicle bollards
- Sprinkler installation valves
- Electrical supply terminated within a 3 phase distribution board
- Process drain connection points
- Foul drain connection points
- Capped off and metered water supply
- Fire alarm interface panel
- IT enabled: dedicated cable route for you to install a copper and/or fibre line



Location

Postcode: SW8 5EL



Drive time zones*

Source: Google Maps

45 min 30 min 15 min

LOCATION	DRIVE TIME	DISTANCE
City of London	15 min	2.3 miles
West End	18 min	11.7 miles
Heathrow Airport	40 min	16.5 miles
Stansted Airport	1 hr 15 min	40.8 miles
Dover Port	1 hr 50 min	77.8 miles
Felixstowe Port	2 hr 15 min	97.7 miles
London Gateway Port	1 hr 10 min	31.5 miles
M25 Junction 10	40 min	26.5 miles
Devon	3 hr 20 min	201 miles
Birmingham	2 hr 50 min	129 miles

*All drive times are based on Google drive times at 3am

All Enquiries

SAMANTHA SMITH
07979 530 436
SAMANTHA.SMITH@CBRE.COM

HANNAH STAINFORTH
07500 990 467
HANNAH.STAINFORTH@CBRE.COM

SAM BALY
07825 218 088
SAM.BALY@CBRE.COM

CBRE

020 7182 2000

www.cbre.co.uk

Misrepresentation Act 1967. The particulars are not to be considered a formal offer, they are for information only and give a general idea of the property. They are not to be taken as forming any part of a resulting contract nor be relied upon as statements or representations of facts. Whilst every care is taken in their preparation no liability can be accepted for their accuracy. Intending purchasers must satisfy themselves by personal inspection or otherwise as to the correctness of these particulars which are issued on the understanding that all negotiations are conducted through CBRE. 5874.co.uk November 2019